

Live Better



**YORK**

FURNISHING FABRICS SINCE 1988

**FOREST**  
DRAPERY HARDWARE



**DOMOTICS  
READY**



**APP  
CONTROL**



**REMOTE  
CONTROL**



**CHAIN  
CONTROL**

## FOREST ATLANTIS® Series

These roller blind systems are a unique addition to the Forest Group range of products. Available as chain, crank or motorised system.

THE WORLD  
BEHIND  
YOUR  
CURTAINS



# FOREST ATLANTIS® Slim Line

## PRODUCT INFORMATION

- Tube available in 35 mm and 40 mm
  - Chain or crank operated and motorised system
  - Easy installation with universal adjustable brackets
  - Forest tubular motors and controls can be used
  - Maximum total weight 3,5 kg
  - Silent moving motorised roller blind system.
- Noise level < 44 dB(A)
- Domotics ready
  - Tubular motor also available with internal multi receiver and electronic limit setting
  - Multiple blinds on a single motor through intermediate brackets
  - Cover cassette and side guides available
  - Battery tubular motor also available
  - Optional solar panel
  - Three fitting options: recess, ceiling, wall
  - 35 mm tube supports widths up to 200 cm
  - 40 mm tube supports widths up to 250 cm
  - 35 mm supports height fabrics (0,3 mm) up to 450 cm
  - 40 mm supports height fabrics (0,3 mm) up to 390 cm •
- Chain control options: 1:2 / 1:1
- Crank control: 1-2,5

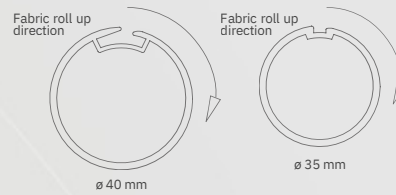
## FOR USE IN

Hotels - offices - residences - boats or anywhere a medium duty Roller Blind System is required to create maximum black-out or decorative use.

Atlantis Slim Line closed system



## PROFILE




- Sizes :  $\varnothing$  35 mm and 40 mm
- Weight : 556 grams/mtr and 685 grams/mtr
- Aluminium extrusion

## SPECIFICATIONS

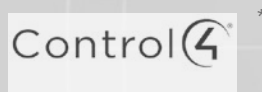


Type	Speed	Weight	Noise level load	Control options
12/28/S	28rpm	3,5 kg	< 44 dB(A)	Switch / Home Automation
RF230/32/E	32rpm	3,5 kg	< 44 dB(A)	Forest Multi Internal Receiver
RFUSB5/28/E	28rpm	3,5 kg	< 44 dB(A)	Forest Multi Internal Receiver

Atlantis Slim Line open system



# FOREST ATLANTIS® Slim Line

## WORKS WITH



\* Only works with actor.

FOREST ATLANTIS® / ATLANTIS® Slim Line is compatible with many other Building Automation systems. A competitive advantage over other motorised drapery systems in the world!

## CONTROL OPTIONS

Our broad range of controls make finding a fit for your home even easier; controlling the blinds by hand, remote or even by building automation system. With the remote you can control the roller blind to any position you like. Controlling the motorised curtain system with your smartphone or tablet, you can create and schedule customized room scenes that allow your roller blinds to operate on their own throughout the day.




### FOREST WIRELESS CONNECTOR

The Forest Wireless Connector is an easy way to make the motorised Blind Systems 'smart'. This wireless remote solution works in combination with an analogue timer or an smart plug with wich services as Apple Home Kit or Google Assistant become available. It is also easily incorporated into most popular building management systems.



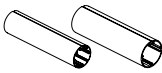
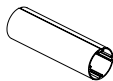
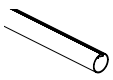

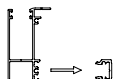











### FOREST DIAMOND SENSE REMOTE







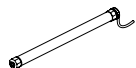



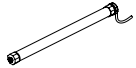




15 Channel Remote control, possibility to control up to 15 systems individually and in group by integrated timer function or manual. Auto-On mode, when holding hand above it, the integrated LED light will automatically come on. Radio control, range up to 30 meters. Including magnetic wall support.

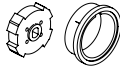
























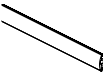
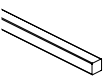









### BUILDING AUTOMATION / HOTEL CONTROL




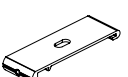















The Atlantis System can be connected to any building automation system, by relay control.

ATLANTIS OPEN	ATLANTIS CLOSED	SLIM LINE OPEN	SLIM LINE CLOSED	ARTICLE	PACKIN G UNIT		ART.NR
•	•			 RB ATLANTIS TUBE	5.8 mtr	50 mm 60 mm T5	010005805 0 010005806 0
•	•			 RB ATLANTIS TUBE EXTRA THICK 60MM T6	4.0 mtr 5.0 mtr	for 4.00 mtr width system for 4.00 mtr width system	0100058060- 4 0100058060- 5
		•	•	 RB ATLANTIS SLIM LINE TUBE	58 mtr	40 mm 5.80 mtr 35 mm 5.80 mtr	013005804 0 013005803 5
•	•			 RB ATLANTIS SIDE GUIDE PROFILE - INSIDE WALL FIX	5.8 mtr	white  black	010007805  0  010007605
•	•			 RB ATLANTIS SIDE GUIDE PROFILE - CLICK FACE FIXED	5.8 mtr	white on the wall white	011007858 8 011007858 9
			•	 RB ATLANTIS SLIM LINE SIDE GUIDE PROFILE	5.8 mtr	backsid e frontsid e	0130171580- B 0130171580- F
•	•			 RB ATLANTIS ENDCAP FOR SIDE GUIDE PROFILE	50/box	white black	010007100 0 010007600 0
			•	 ATLANTIS SLIM LINE DARKENING ENDCAP FOR SIDE GUIDE PROFILE	set, 20/box	white	0130071000 L&R
•	•			 RB ATLANTIS MOTOR ADAPTOR	5 set/box	50 mm set universal 60 mm set universal	0100058055- S 0100058065- S
•	•			 RB ATLANTIS IDLER	5/box	50 mm 60 mm	010005805 1 010005806 1
•	•			 RB ATLANTIS ADJUSTABLE IDLER	5/box	50 mm 60 mm	010005805 3 010005806 4
•	•			 RB ATLANTIS CONNECTOR IDLER	5/box	50 mm 60 mm	010005805 2 010005806 2
		•	•	 ATLANTIS SLIM LINE IDLER	10/box	white 40 mm grey 40 mm black 40 mm white 35 mm	013005806 5 013005806 4 013005806 3
		•	•	 ATLANTIS SLIM LINE CHAIN CONTROL UNIT 1:1	5/box	white 40 mm grey black white 35 mm	013635100 0  013600111
		•	•	 ATLANTIS SLIM LINE CHAIN CONTROL UNIT 1:2	5/box	white 35 mm grey 40 mm	1 013600311 013600611
•	•			 RB ATLANTIS CHAIN CONTROL 1:2	1/box	white 50 mm white 60 mm	010005101 2 010005101 3  2 013600101










ATLANTIS OPEN	ATLANTIS CLOSED	SLIM LINE OPEN	SLIM LINE CLOSED	ARTICLE	PACKING UNIT		ART.NR
•	•	•	•	 BS CHAIN 6 MM PITCH METAL INOX	100/box	rol 150 mtr 1.50 mtr (drop=0.75 mtr) 2.50 mtr (drop=1.25 mtr) 3.00 mtr (drop=1.50 mtr) 3.50 mtr (drop=1.75 mtr) 4.00 mtr (drop=2.00 mtr) 4.50 mtr (drop=2.25 mtr)	367000810 0 367000815 0 367000825 0 367000830 0
•	•	•	•	 BS CHAIN 6 MM PITCH WHITE PLASTIC CHAIN	100/box	1.50 mtr (drop=0.75 mtr) 2.00 mtr (drop=1,00 mtr) 2.50 mtr (drop=1.25 mtr) 3.00 mtr (drop=1.50 mtr) 3.50 mtr (drop=1.75 mtr) 4.00 mtr (drop=2.00 mtr) 5.00 mtr (drop=2.50 mtr) 6.00 mtr (drop=3.00 mtr) white	367000835 0 367000840 0 367000845 0 367000215 0
		•	•	 DESIGN CORD/CHAIN WEIGHT	10/box	grey black	367000220 367000225 0 367000230
			•	 BS CORD/CHAIN WALL MOUNT SAFETY BOX SINGLE	25/box	1 mtr	367000235 0 367000240 367000250
	•	•	•	 ATLANTIS SLIM LINE CRANK CONTROL L OR R UNIT 1:2,5, WHITE Child safety solution; use in combination with Atlantis Slim line Idler bracket	5/box	right 40 mm right 35 mm left 40 mm left 35 mm	0 367001000-R 0 9036361000-R 0 0136001000-L 0136351000-L 303070300 0136011150 303070600 0
	•		•	 ATLANTIS SLIM LINE CRANK ROD	5/box	150 cm	0136011150 303070600 0
			•	 FOREST TUBULAR MOTOR Ø 35 MM	1/box	230v/50hz 6nm/28rpm 230v/50hz 13nm/14rpm	341660001 2 341660001 6
		•	•	 FOREST SILENT TUBULAR MOTOR Ø 35 mm	1/box	230v/50hz 6nm/20rpm/ sq	3416600017
•	•			 FOREST TUBULAR MOTOR Ø 35 MM INT.RECEIVER	1/box	230v/50hz 6nm/28 rpm 230v/50hz 13 nm/14 rpm	341660011 2 341660011 6
•	•			 FOREST SILENT TUBULAR MOTOR Ø 35 mm INT. RECEIVER	1/box	230v/50hz 6nm/20 rpm/eq	3416600117
•	•			 FOREST TUBULAR MOTOR Ø 25 MM DOMOTICA	1/box	tba	3416600119
•	•			 FOREST TUBULAR MOTOR Ø 25 MM INTERNAL RECEIVER HARD WIRED	1/box	230v/1.5/32	3416600118
		•	•	 FOREST DIAMOND SENSE REMOTE 15 CHANNEL INCL TIMER	1/box	white black	520109147 0 520108647 0
		•	•	 FOREST WIRELESS WALL SWITCH 2 CHANNEL LED	1/box	white black	520100148 0 520100648 0
•	•	•		 MULTI RECEIVER / WALL SWITCH FMS / BCS	1/box	dimension 8.5 x 8.5 x 3.5 cm	5104011500

ATLANTIS OPEN	ATLANTIS CLOSED	SLIM LINE OPEN	SLIM LINE CLOSED	ARTICLE	PACKING UNIT	ART.NR
				 ATLANTIS SLIM LINE DRIVE ADAPTOR CROWN FOR TUBE 35 MM/MOTOR Ø 25 MM	5/box	0136600125
				 RB ATLANTIS MOTOR ADAPTOR RING (ONLY FOR SOMFY SONESSE)	5/box	40 mm 0100058056
				 RB ATLANTIS ADJUSTABLE MOTOR BRACKET RIGHT	5/box	ceiling right wall right 0100051010-CR 0100051010-WR
				 RB ATLANTIS ADJUSTABLE MOTOR BRACKET LEFT	5/box	ceiling left wall left 0100051010-CL 0100051010-WL
				 RB ATLANTIS ADJUSTABLE MIDDLE MOTOR BRACKET	5/box	0100051011
				 RB ATLANTIS ADJUSTABLE IDLER BRACKET RIGHT	5/box	0100051017-CR 0100051017-WR
				 RB ATLANTIS ADJUSTABLE IDLER BRACKET LEFT	5/box	0100051017-CL 0100051017-WL
				 RB ATLANTIS ADJUSTABLE MIDDLE IDLER BRACKET	5/box	0100051018
				 RB ATLANTIS ADJUSTABLE CASSETTE MIDDLE IDLER BRACKET	5/box	0100051019
				 RB ATLANTIS ADJUSTABLE MIDDLE CONNECTING BRACKET	5/box	0100051020
				 RB ATLANTIS ADJUSTABLE CASSETTE MIDDLE CONNECTING BRACKET	5/box	0100051021
				 RB ATLANTIS ADJUSTABLE SMALL MOTOR BRACKET	5/box	left right 0110051010-L 0110051010-R
				 RB ATLANTIS ADJUSTABLE SMALL IDLER BRACKET	5/box	left right 0110051017-L 0110051017-R
				 RB ATLANTIS ADJUSTABLE MIDDLE IDLER SMALL DOUBLE	5/box	0110051019
				 RB ATLANTIS ADJUSTABLE MIDDLE CONNECTING BRACKET SMALL DOUBLE	5/box	0110051021
				 RB ATLANTIS ADJUSTABLE MIDDLE CONNECTOR SMALL SLIDE-IN	5/box	0110051023
				 MIDDLE MOTOR BRACKET	5/box	0110051011

ATLANTIS OPEN	ATLANTIS CLOSED	SLIM LINE OPEN	SLIM LINE CLOSED	ARTICLE	PACKING UNIT		ART.NR
•	•			 RB ATLANTIS ENDCAP CAPPING BOTTOM PROFILE	50/box	white	0100061010
•	•			 RB ATLANTIS ENDCAP BOTTOM PROFILE	50/box	white black	010006100 0 010006600 0
		•	•	 ATLANTIS SLIM LINE END CAP BOTTOM PROFILE	100/box	white silver anthracite	013005100 0 013005100 3 013005100 5
•	•			 RB ATLANTIS BOTTOM PROFILE BLOCKING SYSTEM	10/box	white	0100071001
•	•			 RB ATLANTIS BOTTOM PROFILE 9X40	5.80 mtr	white black	010006805 0 010006658 0
•	•			 RB ATLANTIS WEIGHT FOR BOTTOM PROFILE	1 mtr/box	1 mtr	0100069100
		•	•	 ATLANTIS SLIM LINE BOTTOM PROFILE 5.8MTR	58 mtr	white anod.silver silver powdercoated anthracite	0130061600 0130063600 0130063600-PC 0130065600
		•	•	 ATLANTIS SLIM LINE INCREASE WEIGHT BOTTOM PROFILE		3 mtr	0130060300
•	•			 RB ATLANTIS GUIDE WIRE SET L/R	5 set/box		0100090022
		•	•	 ATLANTIS SLIM LINE GUIDE-WIRE	1/each		0130090022
•				 ATLANTIS SLIM LINE IDLER BRACKET	5/box	40 mm silver	0130051017
•				 ATLANTIS SLIM LINE MOTOR BRACKET	5/box	40 mm silver	0130051010
•				 ATLANTIS SLIM LINE FACE FIX BRACKET	10/box	white silver black	013004100 0 013004300 0 013004600 0
			•	 ATLANTIS SLIM LINE CHAIN BRACKETS L OR R	set, 5/box	white, set left white, set right	0130071002-L 0130071002-R
			•	 ATLANTIS SLIM LINE DARKENING BRACKETS L&R	set, 5/box	white	0130071001
•				 RB ATLANTIS ENDCAP L+R	10/box	white black	010005100 0 010005600 0
	•			 BRACKET CHAIN ENDCAP CASSETTE SET	10/box	white, left white, right	0110071002-L 0110071002-R

ATLANTIS OPEN	ATLANTIS CLOSED	SLIM LINE OPEN	SLIM LINE CLOSED	ARTICLE	PACKING UNIT		ART.NR
	•			 RB ATLANTIS ENDCAP SMALL LEFT/RIGHT	5 set/box	white black	011005510 0 011005560 0
			•	 ATLANTIS SLIM LINE COVER CAP FACE FIX BRACKET	10/box	white black	013004101 0 013004601 0
			•	 ATLANTIS SLIM LINE DARKENING ENDCAP	set, 20/box	white	0130081000
			•	 ATLANTIS SLIM LINE MOUNTING BRACKET	25/box	white anod.silver anthracite	0130051030 0130053030 0130055030
	•			 RB ATLANTIS SK BRACKET cassette/wall/ceiling	10/box	white  black	011163000  0
	•			 COVE BRACKET	10/box	white anthracite	<del>011166000</del> 011005103 0 011005503 0
			•	 ATLANTIS SLIM LINE MOUNTING BRACKET	10/box	white anthracite	013015100 0 013015500 0
	•			 RB ATLANTIS MIDDLE BRACKET COVER CAP SMALL	5/box	white	0110051001
•				 RB ATLANTIS MIDDLE BRACKET COVER	5/box	white	0100051001
•				 RB ATLANTIS COVER CASSETTE	5.8 mtr	white	0100098050
	•			 RB ATLANTIS SMALL CASSETTE COVER PROFILE	5.8 mtr	white anthracite black	011000158 0 011000558 0 011000658
			•	 ATLANTIS SLIM LINE COVER CAP PROFILE	5.8 mtr	white anthracite	013010158 0 013010558 0
•				 RB ATLANTIS MOUNTING PROFILE	5.8 mtr	white anthracite black	011005800 0 011005570 0 011005658
•				 ATLANTIS SLIM LINE MOUNTING PROFILE	58 mtr	5.80 mtr anod. silver 5.80 mtr anthracite 5.80 mtr white	013005358 0 013005558 0 013005158
			•	 ATLANTIS SLIM LINE MOUNTING PROFILE	58 mtr	5.80 mtr white 5.80 mtr anthracite	013015158 0 013015558 0
•	•	•	•	 RB ATLANTIS PLASTIC ADHESIVE STRIP	10/bundle 58 mtr	8.5x1 mm 5.80 mtr white	0100090001
			•	 ATLANTIS SLIM LINE FALSE WINDOW SILL	set, 20/box	5.80 mtr white	0130181580
			•	 ATLANTIS SLIM LINE BRUSH	600 mtr	5 mm	0130093600
•	•			 RB ATLANTIS BRUSH FOR SIDE GUIDE AND BOTTOM PROFILE	20 mtr/bag	8 mm black	0100096600



ATLANTIS OPEN	ATLANTIS CLOSED	SLIM LINE OPEN	SLIM LINE CLOSED	ARTICLE	PACKING UNIT	ART.NR
•	•	•	•	 FOREST SHADE 3% ROLL WIDTH 305 CM ROLL LENGTH 40 M	1/roll	snow ivory grey haze dusty fawn charcoal rich black 012501130 5 012501230 5 012501330 5 012501430
•	•	•	•	 FOREST SHADE ALU 3% ROLL WIDTH 290 CM ROLL LENGTH 40 M	1/roll	snow ivory grey haze dusty fawn charcoal rich black 012501530 5 012501630 5 012502129
•	•	•	•	 FOREST BLACKOUT ROLL WIDTH 305 CM ROLL LENGTH 30 M	1/roll	snow ivory grey haze dusty fawn charcoal rich black 0 012502229 012502329 0 012502429
•	•	•	•	 FOREST ECO BLACKOUT ROLL WIDTH 310 CM ROLL LENGTH 32 M	1/roll	cream grey haze perfect greige midnight black 012502529 0 012502629 012503130
•	•	•	•	 FOREST MEDI BLACKOUT ROLL WIDTH 310 CM ROLL LENGTH 32 M	1/roll	pure white canvas silver basalt olive grey charcoal 012505131 012503230 012505330 0 012505331 012503430 012505430 0
•	•	•	•	 FOREST ACOUSTIC DIMOUT ROLL WIDTH 240 CM ROLL LENGTH 40 M	1/roll	snow ivory grey haze dusty fawn charcoal rich black 012505531 012503630 012505631 012504131 012506124
•	•	•	•	 FOREST SHADE FG 3% ROLL WIDTH 310 CM ROLL LENGTH 30 M	1/roll	white white-linen white- pearl linen pearl black-grey black 012504231 012504331 012506224 012506324 012504431 012504631 012506424 012506524
•	•	•	•	 FOREST SHADE FG 5% ROLL WIDTH 310 CM ROLL LENGTH 30 M	1/roll	white white-linen white- pearl linen pearl black-grey black 0 012506624 012507131 0 012507231
•	•	•	•	 ATLANTIS FABRIC SAMPLER A very handy reference tool for learning about different fabrics and their composition and qualities.	1/piece	black 012507331 0 012507431 012507531 0 012507631 012507731

Live Better