

Live Better



YORK
FURNISHING FABRICS SINCE 1988

FOREST
DRAPERY HARDWARE



DOMOTICS
READY



APP
CONTROL



REMOTE
CONTROL



CHAIN
CONTROL

FOREST ATLANTIS® Series

These roller blind systems are a unique addition to the Forest Group range of products. Available as chain, crank or motorised system.

THE WORLD
BEHIND
YOUR
CURTAINS



FOREST ATLANTIS®

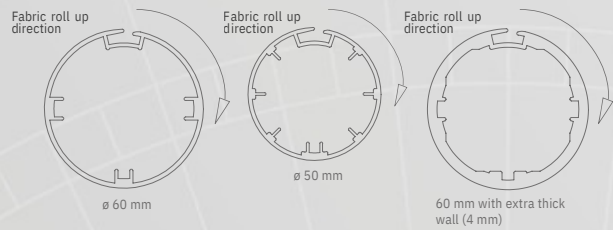
PRODUCT INFORMATION

- Tube available in 50 mm and 60 mm
- Motorised and chain operated system
- Easy installation with universal adjustable brackets
- Forest tubular motors and controls can be used
- Maximum total weight 26 kg with 13Nm tubular motor • Silent moving motorised roller blind system.
- Noise level <40 dB(A) / <44 dB(A)
- 3 Nm, 6 Nm and 13 Nm motor types
- Domotics ready
- Tubular motor also available with internal multi receiver and electronic limit setting
- Multiple blinds on a single motor through intermediate brackets
- Cover cassette and side guides available
- Three fitting options: recess, ceiling, wall
- Chain control 1:2
- 50 mm tube supports widths up to 250 cm
- 60 mm tube supports widths up to 300 cm
- 60 mm T6 tube supports widths up to 400 cm
- 50 mm supports height fabrics (0,3 mm) up to 550 cm
- 60 mm supports height fabrics (0,3 mm) up to 400 cm

FOR USE IN

Hotels - offices - residences - boats or anywhere a heavy duty Roller Blind System is required to create maximum black-out or decorative use.

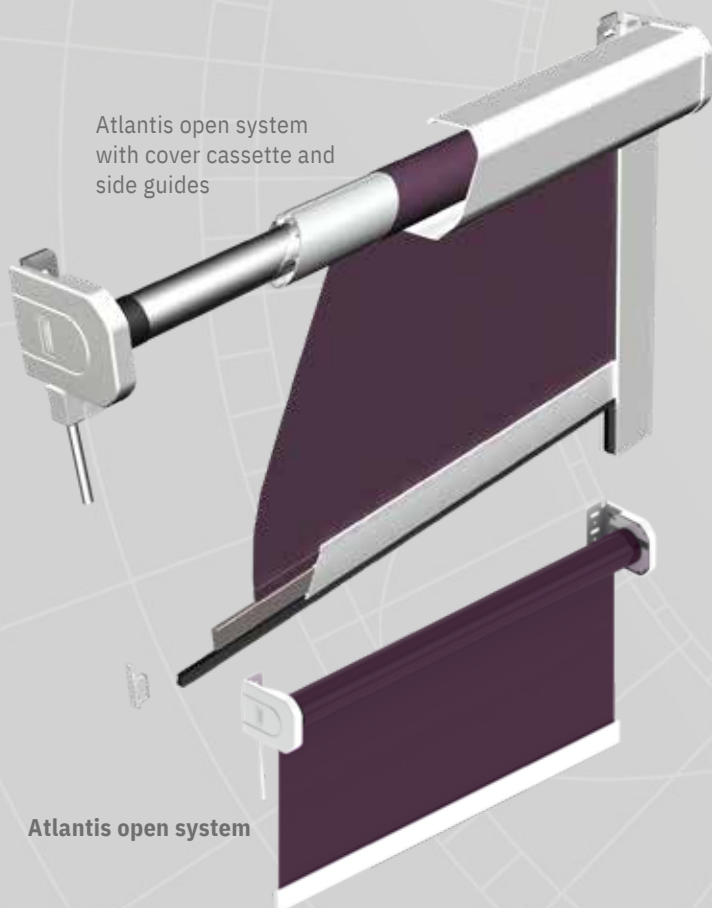
PROFILE



- Sizes : \varnothing 50 mm and 60 mm
- Weight : 850 grams/mtr and 1.200 grams/mtr • Aluminium extrusion

SPECIFICATIONS

| Type | Strength | Speed | Weight load | Noise level | Control options |
|---------|----------|--------|-------------|-------------|--------------------------------|
| 6/28/S | 6 Nm | 28 rpm | 13 kg | < 44 dB(A) | Switch / Home Automation |
| 6/20/SQ | 6 Nm | 20 rpm | 13 kg | < 40 dB(A) | Switch / Home Automation |
| 13/14/S | 13 Nm | 14 rpm | 26 kg | < 44 dB(A) | Switch / Home Automation |
| 6/28/E | 6 Nm | 28 rpm | 13 kg | < 44 dB(A) | Forest Multi Internal Receiver |
| 6/20/EQ | 6 Nm | 20 rpm | 13 kg | < 40 dB(A) | Forest Multi Internal Receiver |
| 13/14/E | 13 Nm | 14 rpm | 26 kg | < 44 dB(A) | Forest Multi Internal Receiver |



Atlantis open system with cover cassette and side guides

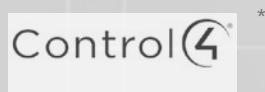

Atlantis open system



Atlantis closed system with side guides

FOREST ATLANTIS®

WORKS WITH



* Only works with actor.

FOREST ATLANTIS® / ATLANTIS® Slim Line is compatible with many other Building Automation systems. A competitive advantage over other motorised drapery systems in the world!

CONTROL OPTIONS

Our broad range of controls make finding a fit for your home even easier; controlling the blinds by hand, remote or even by building automation system. With the remote you can control the roller blind to any position you like. Controlling the motorised curtain system with your smartphone or tablet, you can create and schedule customized room scenes that allow your roller blinds to operate on their own throughout the day.



FOREST WIRELESS CONNECTOR

The Forest Wireless Connector is an easy way to make the motorised Blind Systems 'smart'. This wireless remote solution works in combination with an analogue timer or an smart plug with wick services as Apple Home Kit or Google Assistant become available. It is also easily incorporated into most popular building management systems.



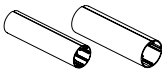
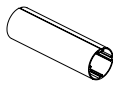
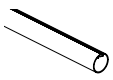

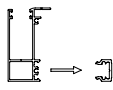











FOREST DIAMOND SENSE REMOTE







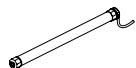



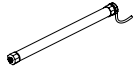




15 Channel Remote control, possibility to control up to 15 systems individually and in group by integrated timer function or manual. Auto-On mode, when holding hand above it, the integrated LED light will automatically come on. Radio control, range up to 30 meters. Including magnetic wall support.

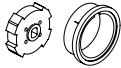
























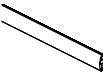
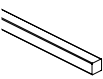









BUILDING AUTOMATION / HOTEL CONTROL




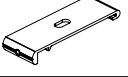












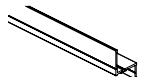


The Atlantis System can be connected to any building automation system, by relay control.










| ATLANTIS OPEN | ATLANTIS CLOSED | SLIM LINE OPEN | SLIM LINE CLOSED | ARTICLE | PACKING UNIT | | ART.NR |
|---------------|-----------------|----------------|------------------|--|--------------------|---|--|
| • | • | | |  RB ATLANTIS TUBE | 5.8 mtr | 50 mm 60 mm T5 | 010005805 0 010005806 0 |
| • | • | | |  RB ATLANTIS TUBE EXTRA THICK 60MM T6 | 4.0 mtr 5.0 mtr | for 4.00 mtr width system for 4.00 mtr width system | 0100058060- 4 0100058060- 5 |
| | | • | • |  RB ATLANTIS SLIM LINE TUBE | 5.8 mtr | 40 mm 5.80 mtr 35 mm 5.80 mtr | 013005804 0 013005803 5 |
| • | • | | |  RB ATLANTIS SIDE GUIDE PROFILE - INSIDE WALL FIX | 5.8 mtr | white black | 010007805 0 010007605 |
| • | • | | |  RB ATLANTIS SIDE GUIDE PROFILE - CLICK FACE FIXED | 5.8 mtr | white on the wall white | 011007858 8 011007858 9 |
| | | | • |  RB ATLANTIS SLIM LINE SIDE GUIDE PROFILE | 5.8 mtr | backside frontside | 0130171580- B 0130171580- F |
| • | • | | |  RB ATLANTIS ENDCAP FOR SIDE GUIDE PROFILE | 50/box | white black | 010007100 0 010007600 0 |
| | | | • |  ATLANTIS SLIM LINE DARKENING ENDCAP FOR SIDE GUIDE PROFILE | set, 20/box | white | 0130071000 L&R |
| • | • | | |  RB ATLANTIS MOTOR ADAPTOR | 5 set/box | 50 mm set universal 60 mm set universal | 0100058055- S 0100058065- S |
| • | • | | |  RB ATLANTIS IDLER | 5/box | 50 mm 60 mm | 010005805 1 010005806 1 |
| • | • | | |  RB ATLANTIS ADJUSTABLE IDLER | 5/box | 50 mm 60 mm | 010005805 3 010005806 4 |
| • | • | | |  RB ATLANTIS CONNECTOR IDLER | 5/box | 50 mm 60 mm | 010005805 2 010005806 2 |
| | | • | • |  ATLANTIS SLIM LINE IDLER | 10/box | white 40 mm grey 40 mm black 40 mm white 35 mm | 013005806 5 013005806 4 013005806 3 |
| | | • | • |  ATLANTIS SLIM LINE CHAIN CONTROL UNIT 1:1 | 5/box | white 40 mm grey black white 35 mm | 013635100 0 013600111 |
| | | • | • |  ATLANTIS SLIM LINE CHAIN CONTROL UNIT 1:2 | 5/box | white 35 mm grey 40 mm | 1 013600311 013600611 |
| • | • | | |  RB ATLANTIS CHAIN CONTROL 1:2 | 1/box | white 50 mm white 60 mm | 010005101 2 010005101 3 2 013600101 |

| ATLANTIS S OPEN | ATLANTIS CLOSED | SLIM LINE OPEN | SLIM LINE CLOSED | ARTICLE | PACKING UNIT | | ART.NR |
|--------------------|--------------------|-------------------|---------------------|--|--------------|---|---|
| • | • | • | • |  BS CHAIN 6 MM PITCH METAL INOX | 100/box | rol 150 mtr 1.50 mtr (drop=0.75 mtr) 2.50 mtr (drop=1.25 mtr) 3.00 mtr (drop=1.50 mtr) 3.50 mtr (drop=1.75 mtr) 4.00 mtr (drop=2.00 mtr) 4.50 mtr (drop=2.25 mtr) | 367000810 0 367000815 0 367000825 0 367000830 0 |
| • | • | • | • |  BS CHAIN 6 MM PITCH WHITE PLASTIC CHAIN | 100/box | 1.50 mtr (drop=0.75 mtr) 2.00 mtr (drop=1,00 mtr) 2.50 mtr (drop=1.25 mtr) 3.00 mtr (drop=1.50 mtr) 3.50 mtr (drop=1.75 mtr) 4.00 mtr (drop=2.00 mtr) 5.00 mtr (drop=2.50 mtr) 6.00 mtr (drop=3.00 mtr) white | 367000835 0 367000840 0 367000845 0 367000215 0 |
| | | • | • |  DESIGN CORD/CHAIN WEIGHT | 10/box | grey black | 367000220 367000225 0 367000230 |
| | | | • |  BS CORD/CHAIN WALL MOUNT SAFETY BOX SINGLE | 25/box | 1 mtr | 367000235 0 367000240 367000250 |
| | • | • | • |  ATLANTIS SLIM LINE CRANK CONTROL L OR R UNIT 1:2,5, WHITE Child safety solution; use in combination with Atlantis Slim line Idler bracket | 5/box | right 40 mm right 35 mm left 40 mm left 35 mm | 0 367000260 R 0036361000-R 0136001000-L 0136351000-L 303070300 0136011150 303070600 |
| | • | | • |  ATLANTIS SLIM LINE CRANK ROD | 5/box | 150 cm | 0 |
| | | | • |  FOREST TUBULAR MOTOR Ø 35 MM | 1/box | 230v/50hz 6nm/28rpm 230v/50hz 13nm/14rpm | 341660001 2 341660001 6 |
| | | • | • |  FOREST SILENT TUBULAR MOTOR Ø 35 mm | 1/box | 230v/50hz 6nm/20rpm/ sq | 3416600017 |
| • | • | | |  FOREST TUBULAR MOTOR Ø 35 MM INT.RECEIVER | 1/box | 230v/50hz 6nm/28 rpm 230v/50hz 13 nm/14 rpm | 341660011 2 341660011 6 |
| • | • | | |  FOREST SILENT TUBULAR MOTOR Ø 35 mm INT. RECEIVER | 1/box | 230v/50hz 6nm/20 rpm/eq | 3416600117 |
| • | • | | |  FOREST TUBULAR MOTOR Ø 25 MM DOMOTICA | 1/box | tba | 3416600119 |
| • | • | | |  FOREST TUBULAR MOTOR Ø 25 MM INTERNAL RECEIVER HARD WIRED | 1/box | 230v/1.5/32 | 3416600118 |
| | | • | • |  FOREST DIAMOND SENSE REMOTE 15 CHANNEL INCL TIMER | 1/box | white black | 520109147 0 520108647 0 |
| | | • | • |  FOREST WIRELESS WALL SWITCH 2 CHANNEL LED | 1/box | white black | 520100148 0 520100648 0 |
| • | • | • | |  MULTI RECEIVER / WALL SWITCH FMS / BCS | 1/box | dimension 8.5 x 8.5 x 3.5 cm | 5104011500 |

| ATLANTIS OPEN | ATLANTIS CLOSED | SLIM LINE OPEN | SLIM LINE CLOSED | ARTICLE | PACKING UNIT | ART.NR |
|---------------|-----------------|----------------|------------------|---|--------------|--|
| | | | |  ATLANTIS SLIM LINE DRIVE ADAPTOR CROWN FOR TUBE 35 MM/MOTOR Ø 25 MM | 5/box | 0136600125 |
| | | | |  RB ATLANTIS MOTOR ADAPTOR RING (ONLY FOR SOMFY SONESSE) | 5/box | 40 mm 0100058056 |
| | | | |  RB ATLANTIS ADJUSTABLE MOTOR BRACKET RIGHT | 5/box | ceiling right wall right 0100051010-CR 0100051010-WR |
| | | | |  RB ATLANTIS ADJUSTABLE MOTOR BRACKET LEFT | 5/box | ceiling left wall left 0100051010-CL 0100051010-WL |
| | | | |  RB ATLANTIS ADJUSTABLE MIDDLE MOTOR BRACKET | 5/box | 0100051011 |
| | | | |  RB ATLANTIS ADJUSTABLE IDLER BRACKET RIGHT | 5/box | 0100051017-CR 0100051017-WR |
| | | | |  RB ATLANTIS ADJUSTABLE IDLER BRACKET LEFT | 5/box | 0100051017-CL 0100051017-WL |
| | | | |  RB ATLANTIS ADJUSTABLE MIDDLE IDLER BRACKET | 5/box | 0100051018 |
| | | | |  RB ATLANTIS ADJUSTABLE CASSETTE MIDDLE IDLER BRACKET | 5/box | 0100051019 |
| | | | |  RB ATLANTIS ADJUSTABLE MIDDLE CONNECTING BRACKET | 5/box | 0100051020 |
| | | | |  RB ATLANTIS ADJUSTABLE CASSETTE MIDDLE CONNECTING BRACKET | 5/box | 0100051021 |
| | | | |  RB ATLANTIS ADJUSTABLE SMALL MOTOR BRACKET | 5/box | left right 0110051010-L 0110051010-R |
| | | | |  RB ATLANTIS ADJUSTABLE SMALL IDLER BRACKET | 5/box | left right 0110051017-L 0110051017-R |
| | | | |  RB ATLANTIS ADJUSTABLE MIDDLE IDLER SMALL DOUBLE | 5/box | 0110051019 |
| | | | |  RB ATLANTIS ADJUSTABLE MIDDLE CONNECTING BRACKET SMALL DOUBLE | 5/box | 0110051021 |
| | | | |  RB ATLANTIS ADJUSTABLE MIDDLE CONNECTOR SMALL SLIDE-IN | 5/box | 0110051023 |
| | | | |  MIDDLE MOTOR BRACKET | 5/box | 0110051011 |

| ATLANTIS OPEN | ATLANTIS CLOSED | SLIM LINE OPEN | SLIM LINE CLOSED | ARTICLE | PACKING UNIT | | ART.NR |
|------------------|--------------------|-------------------|---------------------|---|--------------|--|---|
| • | • | | |  RB ATLANTIS ENDCAP CAPPING BOTTOM PROFILE | 50/box | white | 0100061010 |
| • | • | | |  RB ATLANTIS ENDCAP BOTTOM PROFILE | 50/box | white black | 010006100 0 010006600 0 |
| | | • | • |  ATLANTIS SLIM LINE END CAP BOTTOM PROFILE | 100/box | white silver anthracite | 013005100 0 013005100 3 013005100 5 |
| • | • | | |  RB ATLANTIS BOTTOM PROFILE BLOCKING SYSTEM | 10/box | white | 0100071001 |
| • | • | | |  RB ATLANTIS BOTTOM PROFILE 9X40 | 5.80 mtr | white black | 010006805 0 010006658 0 |
| • | • | | |  RB ATLANTIS WEIGHT FOR BOTTOM PROFILE | 1 mtr/box | 1 mtr | 0100069100 |
| | | • | • |  ATLANTIS SLIM LINE BOTTOM PROFILE 5.8MTR | 58 mtr | white anod.silver silver powdercoated anthracite | 0130061600 0130063600 0130063600-PC 0130065600 |
| | | • | • |  ATLANTIS SLIM LINE INCREASE WEIGHT BOTTOM PROFILE | | 3 mtr | 0130060300 |
| • | • | | |  RB ATLANTIS GUIDE WIRE SET L/R | 5 set/box | | 0100090022 |
| | | • | • |  ATLANTIS SLIM LINE GUIDE-WIRE | 1/each | | 0130090022 |
| • | | | |  ATLANTIS SLIM LINE IDLER BRACKET | 5/box | 40 mm silver | 0130051017 |
| • | | | |  ATLANTIS SLIM LINE MOTOR BRACKET | 5/box | 40 mm silver | 0130051010 |
| • | | | |  ATLANTIS SLIM LINE FACE FIX BRACKET | 10/box | white silver black | 013004100 0 013004300 0 013004600 0 |
| | | | • |  ATLANTIS SLIM LINE CHAIN BRACKETS L OR R | set, 5/box | white, set left white, set right | 0130071002-L 0130071002-R |
| | | | • |  ATLANTIS SLIM LINE DARKENING BRACKETS L&R | set, 5/box | white | 0130071001 |
| • | | | |  RB ATLANTIS ENDCAP L+R | 10/box | white black | 010005100 0 010005600 0 |
| | • | | |  BRACKET CHAIN ENDCAP CASSETTE SET | 10/box | white, left white, right | 0110071002-L 0110071002-R |

| ATLANTIS OPEN | ATLANTIS CLOSED | SLIM LINE OPEN | SLIM LINE CLOSED | ARTICLE | PACKING UNIT | | ART.NR |
|------------------|--------------------|-------------------|---------------------|--|---------------------|--|--|
| | • | | |  RB ATLANTIS ENDCAP SMALL LEFT/RIGHT | 5 set/box | white black | 011005510 0 011005560 0 |
| | | | • |  ATLANTIS SLIM LINE COVER CAP FACE FIX BRACKET | 10/box | white black | 013004101 0 013004601 0 |
| | | | • |  ATLANTIS SLIM LINE DARKENING ENDCAP | set, 20/box | white | 0130081000 |
| | | | • |  ATLANTIS SLIM LINE MOUNTING BRACKET | 25/box | white anod.silver anthracite | 0130051030 0130053030 0130055030 |
| | • | | |  RB ATLANTIS SK BRACKET cassette/wall/ceiling | 10/box | white black | 011163000 0 |
| | • | | |  COVE BRACKET | 10/box | white anthracite | 011166000 011005103 0 011005503 0 |
| | | | • |  ATLANTIS SLIM LINE MOUNTING BRACKET | 10/box | white anthracite | 013015100 0 013015500 0 |
| | • | | |  RB ATLANTIS MIDDLE BRACKET COVER CAP SMALL | 5/box | white | 0110051001 |
| • | | | |  RB ATLANTIS MIDDLE BRACKET COVER | 5/box | white | 0100051001 |
| • | | | |  RB ATLANTIS COVER CASSETTE | 5.8 mtr | white | 0100098050 |
| | • | | |  RB ATLANTIS SMALL CASSETTE COVER PROFILE | 5.8 mtr | white anthracite black | 011000158 0 011000558 0 011000658 |
| | | | • |  ATLANTIS SLIM LINE COVER CAP PROFILE | 5.8 mtr | white anthracite | 013010158 0 013010558 0 |
| • | | | |  RB ATLANTIS MOUNTING PROFILE | 5.8 mtr | white anthracite black | 011005800 0 011005570 0 011005658 |
| • | | | |  ATLANTIS SLIM LINE MOUNTING PROFILE | 58 mtr | 5.80 mtr anod. silver 5.80 mtr anthracite 5.80 mtr white | 013005358 0 013005558 0 013005158 |
| | | | • |  ATLANTIS SLIM LINE MOUNTING PROFILE | 58 mtr | 5.80 mtr white 5.80 mtr anthracite | 013015158 0 013015558 0 |
| • | • | • | • |  RB ATLANTIS PLASTIC ADHESIVE STRIP | 10/bundle 58 mtr | 8.5x1 mm 5.80 mtr white | 0100090001 |
| | | | • |  ATLANTIS SLIM LINE FALSE WINDOW SILL | set, 20/box | 5.80 mtr white | 0130181580 |
| | | | • |  ATLANTIS SLIM LINE BRUSH | 600 mtr | 5 mm | 0130093600 |
| • | • | | |  RB ATLANTIS BRUSH FOR SIDE GUIDE AND BOTTOM PROFILE | 20 mtr/bag | 8 mm black | 0100096600 |

| ATLANTIS OPEN | ATLANTIS CLOSED | SLIM LINE OPEN | SLIM LINE CLOSED | ARTICLE | PACKING UNIT | ART.NR |
|------------------|--------------------|-------------------|---------------------|--|--------------|--|
| • | • | • | • |  FOREST SHADE 3% ROLL WIDTH 305 CM ROLL LENGTH 40 M | 1/roll | snow ivory grey haze dusty fawn charcoal rich black 012501130 5 012501230 5 012501330 5 012501430 |
| • | • | • | • |  FOREST SHADE ALU 3% ROLL WIDTH 290 CM ROLL LENGTH 40 M | 1/roll | snow ivory grey haze dusty fawn charcoal rich black 012501530 5 012501630 5 012502129 |
| • | • | • | • |  FOREST BLACKOUT ROLL WIDTH 305 CM ROLL LENGTH 30 M | 1/roll | snow ivory grey haze dusty fawn charcoal rich black 0 012502229 012502329 0 012502429 |
| • | • | • | • |  FOREST ECO BLACKOUT ROLL WIDTH 310 CM ROLL LENGTH 32 M | 1/roll | cream grey haze perfect greige midnight black 012502529 0 012502629 012503130 |
| • | • | • | • |  FOREST MEDI BLACKOUT ROLL WIDTH 310 CM ROLL LENGTH 32 M | 1/roll | pure white canvas silver basalt olive grey charcoal 012505131 012503230 012505330 0 012505331 012503430 012505430 012505430 |
| • | • | • | • |  FOREST ACOUSTIC DIMOUT ROLL WIDTH 240 CM ROLL LENGTH 40 M | 1/roll | snow ivory grey haze dusty fawn charcoal rich black 012505531 012503630 012505631 012504131 012506124 |
| • | • | • | • |  FOREST SHADE FG 3% ROLL WIDTH 310 CM ROLL LENGTH 30 M | 1/roll | white white-linen white- pearl linen pearl black-grey black 012504231 012504331 012506224 012506324 012504431 012504631 012506424 012506524 |
| • | • | • | • |  FOREST SHADE FG 5% ROLL WIDTH 310 CM ROLL LENGTH 30 M | 1/roll | white white-linen white- pearl linen pearl black-grey black 0 012506624 012507131 0 012507231 |
| • | • | • | • |  ATLANTIS FABRIC SAMPLER A very handy reference tool for learning about different fabrics and their composition and qualities. | 1/piece | black 012507331 0 012507431 012507531 0 012507631 012507731 |

Live Better